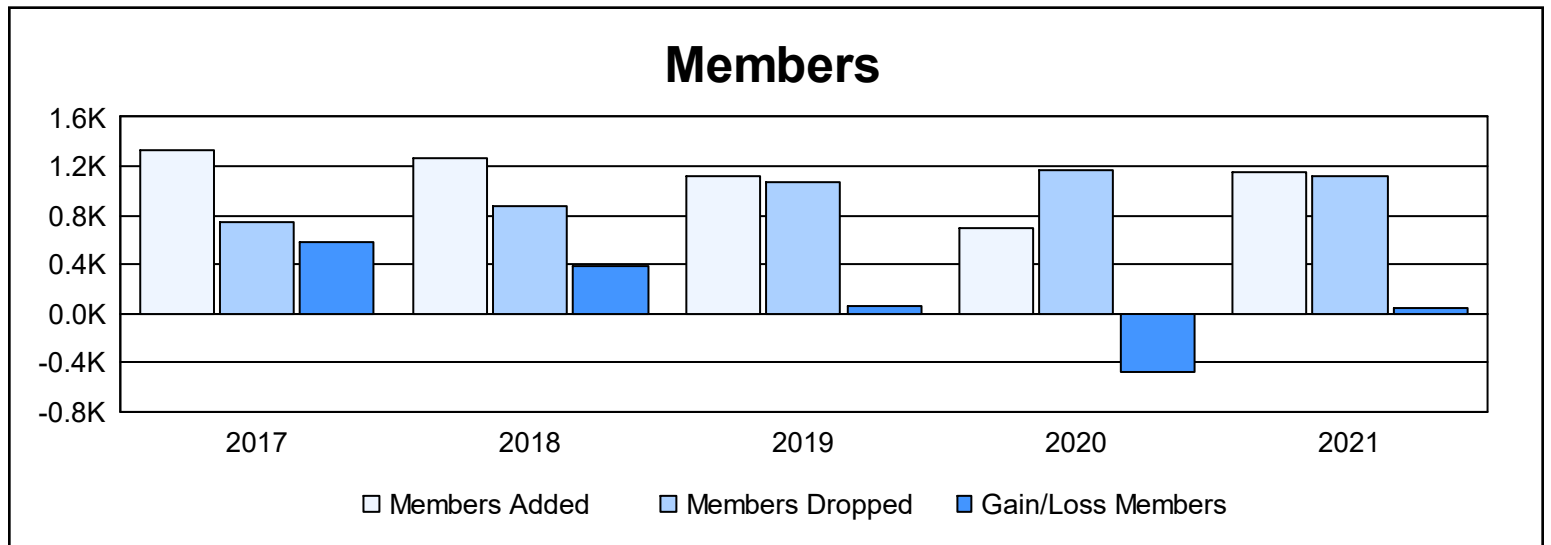
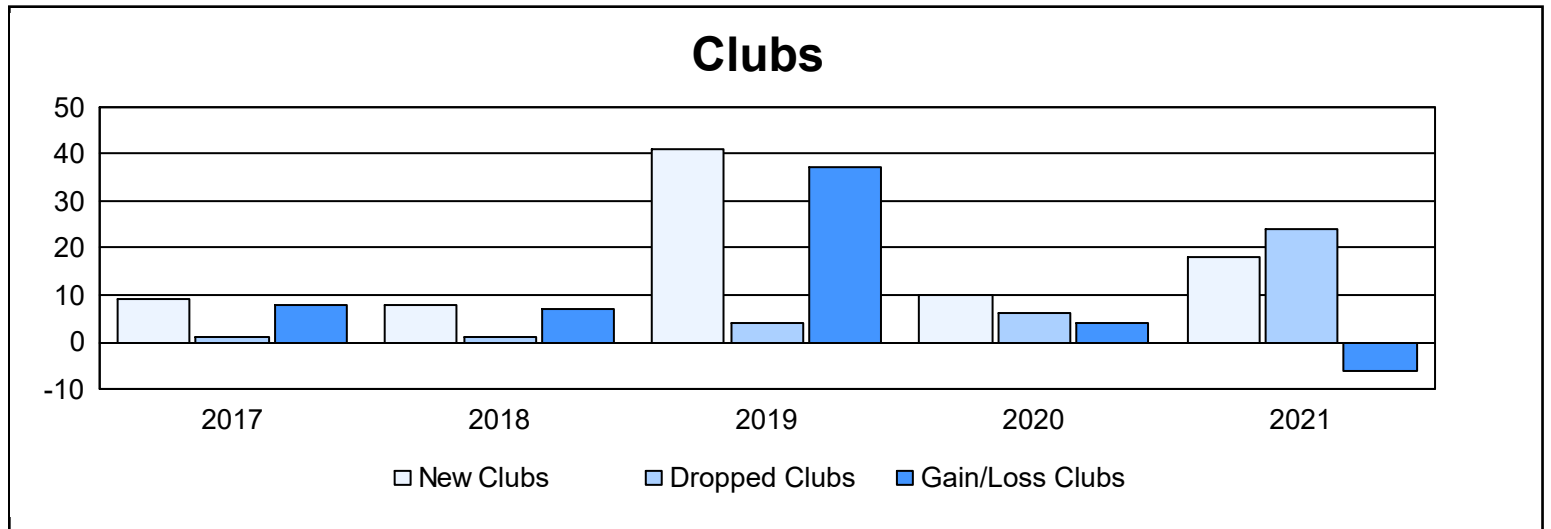
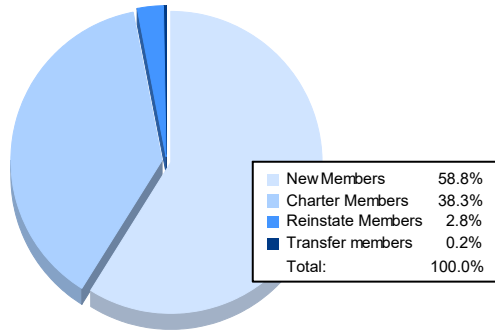


Year	New Clubs	Dropped Clubs	Gain/ Loss Clubs	New Members	Charter Members	Reinstate Members	Transfer Members	Total Member Added	Total Members Dropped	Gain/ Loss Members
2016-2017	9	1	8	910	334	79	13	1,336	747	589
2017-2018	8	1	7	890	307	61	13	1,271	878	393
2018-2019	41	4	37	481	572	59	11	1,123	1,070	53
2019-2020	10	6	4	332	276	80	7	695	1,174	-479
2020-2021	18	24	-6	676	440	32	2	1,150	1,113	37
Average	17	7	10	658	386	62	9	1,115	996	119



Membership Composition June 2021 Cumulative



Gender Composition June 2021 Cumulative

